

Features

- Rectangular basin.
- 18-1/4" (464 mm) x 14-1/2" (368 mm)

Material

- Vitreous china.

Installation

- Under-mount
- With overflow
- No faucet holes; requires wall- or counter-mount faucet

Components

Additional included component/s: 1193643 Basin Clamps.



ADA

Codes/Standards










ASME A112.19.2/CSA B45.1
ADA
ICC/ANSI A117.1

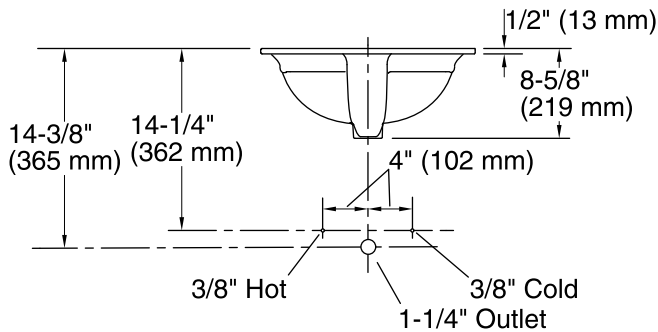
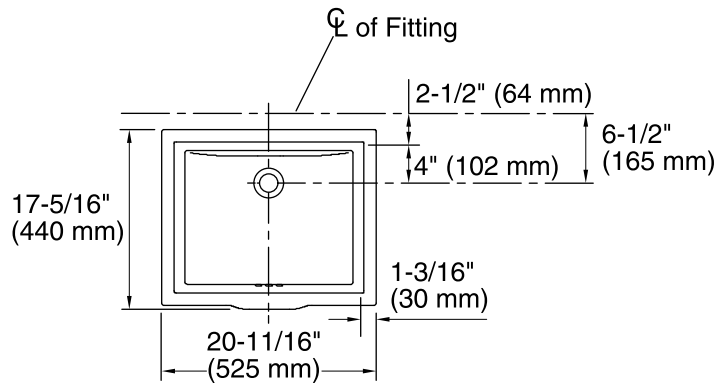
KOHLER® One-Year Limited Warranty

See website for detailed warranty information.

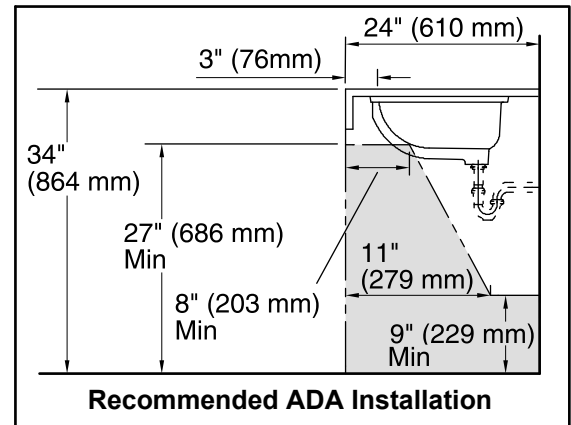
Available Color/Finishes

Color tiles intended for reference only.

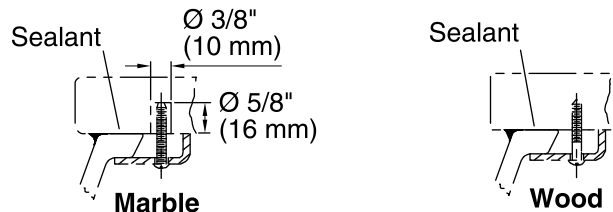
Color	Code	Description
	0	White
	96	Biscuit
	47	Almond
	NY	Dune
	95	Ice™ Grey
	G9	Sandbar
	K4	Cashmere
	58	Thunder™ Grey
	7	Black Black™



Standard Installation



Recommended ADA Installation



Installation

Technical Information

All product dimensions are nominal.

Bowl configuration:	Single
Installation:	Under-mount
Bowl area	Length: 18-1/4" (464 mm) Width: 14-1/2" (368 mm) Water depth: 5-3/16" (132 mm)
Drain hole:	1-3/4" (44 mm)
Template:	1031348-7, not required, not included

Notes

Install this product according to the installation instructions.

NOTICE: Countertop manufacturer or cutter must use the current product template available at www.kohler.com, or by calling 1-800-4KOHLER. Kohler Co. is not responsible for cutout errors when the incorrect cutout template is used.

ADA compliant when installed to the specific requirements of these regulations.